

Opening of a Temporary Installation of a Digital Program Made with 3D Modeling: “A World Heritage Site at Your Fingertips: Exploring the National Museum of Western Art”

On Tuesday, July 4, 2023, the National Museum of Western Art (Ueno-koen 7-7, Taito-ku, Tokyo, Director Tanaka Masayuki) will open a temporary installation of a new digital program made with 3D modeling, titled “A World Heritage Site at Your Fingertips: Exploring the National Museum of Western Art” available for use at the Museum. This digital program featuring the NMWA Main Building will be available via Spatial Reality Display equipment installed in the museum as well as in a version that utilizes smartphones. Both versions allow you to use your fingertips to explore and experience the World Heritage-listed NMWA Main Building, including areas not normally open to the public.

“A World Heritage Site at Your Fingertips: Exploring the National Museum of Western Art”

1. The 3D Models in the Spatial Reality Display

The Spatial Reality Display provides visitors with an immersive experience of 3D models of the Main Building, allowing them to get a real sense of the building and its three-dimensional forms. By moving the Display controller right, left, up and down, visitors can explore the parts of the Main Building they want to view, such as a cross-section of the Main Building, the Nineteenth Century Hall, the Former Director’s Office and the Clerestory Gallery, along with horizontal and vertical cross-sections.

Spatial Reality Display Location: Five viewers installed in the Main Building’s Entrance Hall

Installation period: July 4, 2023 (Tues.) through September 3, 2023 (Sun.), except for museum closed days.



2. Smartphone Version

By scanning one of the 2D barcodes installed at five locations inside the Main Building, a visitor can experience what it would be like to walk through the no-public access zones of the Main Building. You can get a bird's-eye view of the architecture, peep into the Clerestory Gallery which is not normally open to the public, and climb the stairs to the rooftop. We hope visitors will enjoy letting their fingers guide them through this digital architectural tour.

Location of the Five 2D Barcodes and their Contents

Barcode No. 1: Pop-up Corner and Digital Sign (Main Building Exterior and Rooftop)

Barcode No. 2: Near the World Heritage Site Panel in the Nineteenth Century Hall (Nineteenth Century Hall)

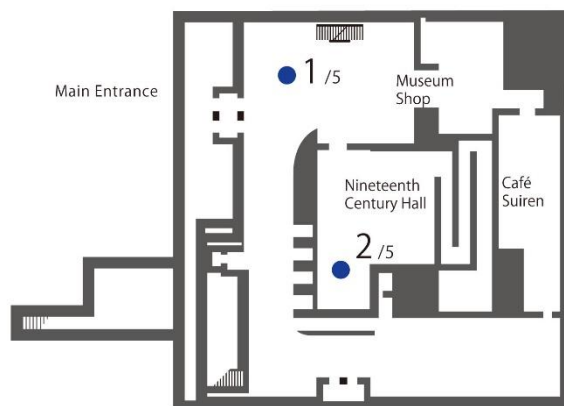
Barcode No. 3: Near the bench on the south wall of the Second Floor Exhibition Room Floor (Mezzanine 3rd Floor Balcony and Clerestory Gallery)

Barcode No. 4: Beneath the window looking into the Former Director's Office on the 2nd Floor (Former Director's Office)

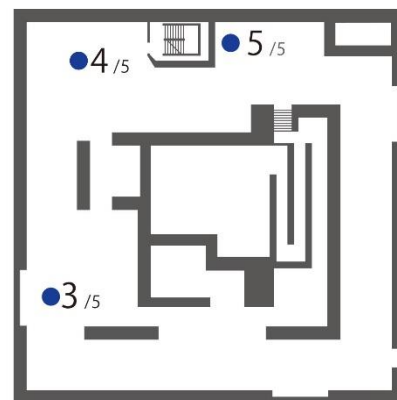
Barcode No. 5: Near the Stairwell (Stairwell)

* A Permanent Collection Galleries admission ticket is required for access to Barcodes Nos. 3, 4, and 5.



Available from July 4 (Tues.) through September 3 (Sun.) except on days the museum is closed.



Main Building 1st Floor



Main Building 2nd Floor



(Left) Barcode No. 3, Mezzanine 3rd Floor Balcony and Clerestory Gallery
(Right) Former Director's Office

NB: The above content is current as of July, 2023. The program title, contents, and installation period are subject to change.

For press enquiries, please contact:

NMWA Public Relations Office

c/o Youth Planning Center

E-mail: nmwa@ypcpr.com

(Office hours: Weekdays, 10:00 – 18:00, closed on Saturdays, Sundays, and Public Holidays.)